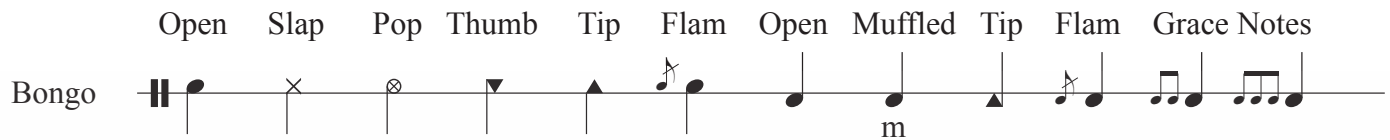


Right-Handed Bongo Notation Key

Rob Brandon

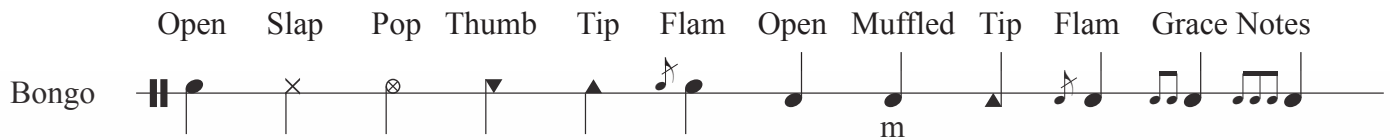


———— = Stretched Rhythm

- Tip = the tip of the middle finger on the left hand.
- Thumb tip notation is sometimes used as palm tip technique and will be marked pt.
- Grace notes are played with the left hand using the middle and pointer fingers or ring, middle, and pointer fingers and go into right hand primary beats.
- Play flams normal unless they are marked with an o, then play them open.
- Flams can also occur going from macho to hembra or hembra to macho and are notated accordingly.

Left-Handed Bongo Notation Key

Rob Brandon

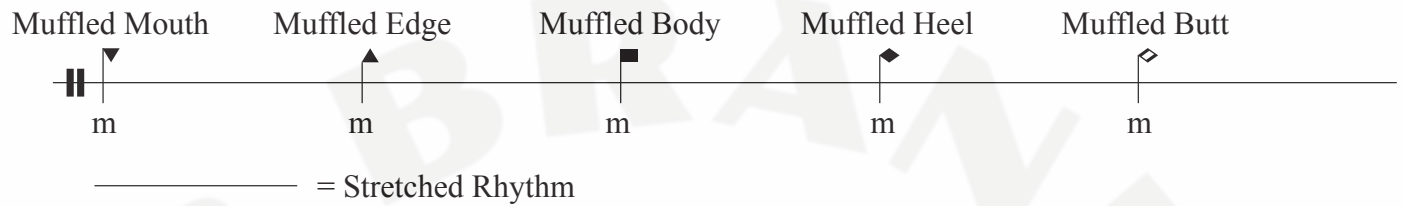
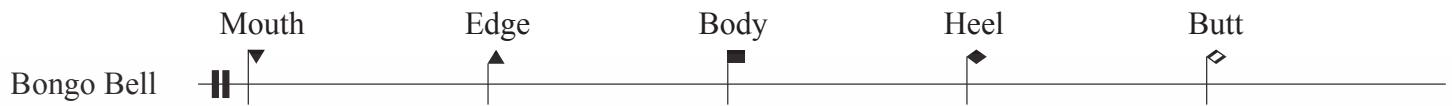


———— = Stretched Rhythm

- Tip = the tip of the middle finger on the right hand.
- Thumb tip notation is sometimes used as palm tip technique and will be marked pt.
- Grace notes are played with the right hand using the middle and pointer fingers or ring, middle, and pointer fingers and go into left hand primary beats.
- Play flams normal unless they are marked with an o, then play them open.
- Flams can also occur going from macho to hembra or hembra to macho and are notated accordingly.

Bongo Bell Notation Key

Rob Brandon



- The bongosero decides where to strike the bell in each area for the desired sound.